



# Power BI for the Business Analyst 2-Day Live Training Course

Developed by Matt Allington (Microsoft® MVP - Power BI)

This training course was designed and developed by Matt Allington, Microsoft® MVP (Power BI) and author of the books *Supercharge Power BI* and *Supercharge Excel*. Matt has an innate ability to make even complex things easy to understand and this comes out in the quality of the training content. There are 3 professional trainers at Excelerator BI that are certified to deliver this course. The actual trainer will vary depending on circumstances. All trainers are competent in delivering the material.





**MVP** Microsoft® Most Valuable Professional

## Training Locations and Dates

Training is conducted at a central location in your capital city. During the training you will be guided through hands on exercises using your own laptop\*.

\* Contact Matt to discuss options if you don't have a laptop you can bring along. There is loan equipment available.



Check the website

Sydney:

<http://xbi.com.au>

Melbourne:

for the upcoming

Brisbane:

training dates.

Other

Contact Matt Allington

Locations:

<http://xbi.com.au/in-house-training/>

**EX**celerator BI  
POWER BI SOLUTIONS FOR BUSINESS

**Day 1: Foundations of Power BI - Data to Dashboard (6.5 CPD hrs.)**

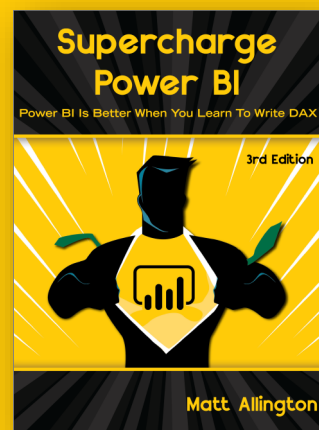
Focuses on teaching business users on how to use Power BI Desktop to create reports, how to create dashboards in PowerBI.com, and how to share reports and dashboards.

8:45	Check-in, get settled, download training files
9:00	<b>Introductions</b> <ul style="list-style-type: none"> <li>• Overview of Power BI, Power Pivot and Power Query</li> </ul>
9:30	<b>Building Visuals with Power BI</b> <ul style="list-style-type: none"> <li>• Building Visuals, Drill Through, Cross Filter</li> <li>• Inbuilt Date Hierarchies</li> <li>• Analytics</li> <li>• Bookmarks, Buttons</li> </ul>
10:30	1st Break
10:45	<b>Power BI Visuals (Continued)</b> <ul style="list-style-type: none"> <li>• Formatting / Conditional formatting</li> <li>• Top N filtering</li> <li>• Drill through reports, Tool Tips</li> <li>• Mobile phone configuration</li> </ul>
12:00	Lunch
1:00 2:00	<b>Power BI Visuals (Continued)</b> <b>Power BI Service</b> <ul style="list-style-type: none"> <li>• Creating Workspaces and Apps</li> <li>• Sharing Reports and Dashboards</li> <li>• Q&amp;A / Quick Insights/ Analyze in Excel</li> </ul>
3:15	2nd Break
3:30	<b>Power Query</b> <ul style="list-style-type: none"> <li>• When to use it and why</li> <li>• Built-in transformations</li> <li>• The "M" language</li> <li>• Using Power Query to solve real world problems</li> </ul>
5:00	End of Day One

**DAY ONE**

**Day 2: Extracting Data Insights with Power BI and DAX (6.5 CPD hrs.)**

Dives deep into the more advanced concepts of data modelling for those users that want to build their own data models and analytics using their own data sources.



8:50	Check-in
9:00	<p><b>Introduction to DAX</b></p> <ul style="list-style-type: none"> <li>• Loading Data</li> <li>• Data Modelling</li> <li>• Lookup Tables vs. Data Tables</li> <li>• Measures vs. Calculated Columns</li> <li>• Best practices, Writing DAX</li> </ul>
10:00	<p><b>New DAX Functions</b></p> <ul style="list-style-type: none"> <li>• COUNTROWS(), DISTINCTCOUNT(), DIVIDE()</li> </ul>
10:30	1st Break
10:45	<p><b>More Advanced DAX Functions</b></p> <ul style="list-style-type: none"> <li>• Formulas over multiple tables</li> <li>• CALCULATE() function and its uses</li> </ul>
12:00	Lunch
1:00	<p><b>More Advanced DAX Functions (cont.)</b></p> <ul style="list-style-type: none"> <li>• ALL() function</li> <li>• Introduction to Time Intelligence: Date/Calendar Tables</li> <li>• Running totals – Year to Date, Month to Date, Quarter to Date</li> <li>• Change versus Prior to Month/Year Etc.</li> <li>• FILTER() function</li> <li>• Counting things that didn't happen (e.g. Customers that haven't purchased)</li> </ul>
2:30	<p><b>Useful Power BI Capabilities using DAX</b></p> <ul style="list-style-type: none"> <li>• What If analysis</li> <li>• SWITCH() Function</li> </ul>
3:00	2nd Break
4:00	<p>Open Discussion</p> <ul style="list-style-type: none"> <li>• Discuss Your Specific Business Problems</li> <li>• General Q&amp;A</li> </ul>
5:00	End of Day Two

**DAY TWO**

**Note:**  
On the 2<sup>nd</sup> day of the training, all participants will receive a copy of the book *Supercharge Power BI*. With this book you can continue your learning after the live training using the same familiar learning style covered in the course.

## More Class Information



### About the Training

In this **Power BI training course**, you will learn exactly what you need to know to start using the Power BI suite of tools even if you are not a programmer. You will then learn the more advanced concepts of data modelling using DAX (Data Analysis Expressions), the data modelling language of Power BI.

### 2-Day and 1-Day Courses

This course can be taken as a **2-day training course**, or as **2 independent training courses**.

- **2-Day Power BI for the Business Analyst (13 CPD hours)**  
You can take the training as a **2-day course**. This is what most people do. (AUD \$ 1,644.50 Inc. GST for 2 days).
- **Day 1: Foundations of Power BI - Data to Dashboard (6.5 CPD hours)**  
Day 1 is suitable for anyone that wants to understand the capabilities and uses of Power BI using data that someone else has prepared for you. You will learn how to create reports, dashboards and share them. (AUD \$874.50 Inc. GST for day 1 only).
- **Day 2: Extracting Data Insights with Power BI and DAX (6.5 CPD hours)**  
Day 2 is for those that want to build useful data models with their own data in order to showcase the data insights that facilitates decision making. You will learn the DAX language (data modelling language of Power BI) and data modelling with DAX. (AUD \$874.50 Inc. GST for day 2 only).

**Register Online:**  
[xbi.com.au/training](http://xbi.com.au/training)

**Early Bird Discount :**  
Save 10% when you register and pay 1 month in advance

#### **Bulk Discounts :**

Register and pay at the same time to get discount on total amount

- ◆ 3 - 5 people get 10% discount
- ◆ 6 - 15 people get 15% discount
- ◆ 16 - 25 people get 20% discount

**Have a larger group of participants?**

**Contact Jason to run this course at your company**